1 3/8” MIN Power Series Cordsets

4 & 5 Conductor MIN Power Series Cordsets, 10, 12 & 14AWG

Right Angle Female Cordsets | 600 Volt | IP67 Rating

c UL us LISTED

Connector Body Style	Part Number	Cables	Features	Color Code	Faceview
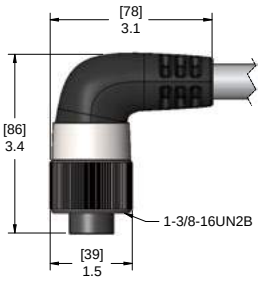	PMIN-40FP-**-R	Gray PVC STOOW **4 X 10 AWG** 600V, 25A -40°C to +105°C 18mm OD	Industry Standard PVC	**North American** 1. Black 2. Green/Yellow 3. Red 4. White	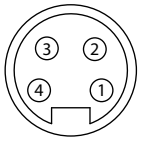 1.375”-16UN2
	PMIN-44FP-**-R	Gray PVC STOOW **4 X 14 AWG** 600V, 15A -40°C to +105°C 14.7mm OD			
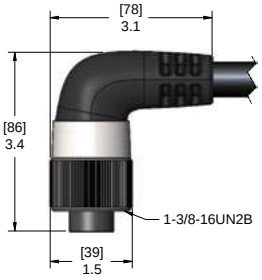	PMINW-40FP-**-R-C011	Black TPE TC-ER **4 X 10 AWG** 600V, 25A -40°C to +90°C 13.2 mm OD	TC-ER, FT4 Weld Slag Resistant TPE	**North American** 1. Black 2. Green/Yellow 3. Red 4. White	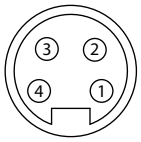 1.375”-16UN2
	PMINW-42FP-**-R-C011	Black TPE TC-ER **4 X 12 AWG** 600V, 20A -40°C to +90°C 10.9mm OD			
	PMINW-44FP-**-R-C011	Black TPE TC-ER **4 X 14 AWG** 600V, 15A -40°C to +90°C 9.7mm OD			
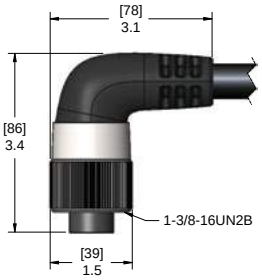	PMINWB-450FP-**-R-C011	Black TPE TC-ER With Braided Shield **4 X 10 AWG** **1 x 14 AWG (Drain)** 600V, 25A -40°C to +90°C 13.1 mm OD	TC-ER, FT4 Weld Slag Resistant TPE Braided Shield	**North American** 1. Black 2. Green/Yellow 3. Red 4. White 5. Drain	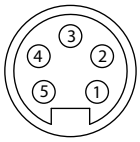 1.375”-16UN2

** Lengths in meters. Standard cable lengths are 1, 2, 5, 10 & 15 meters. Consult the factory for other lengths.

Standard coupling nut is nickel plated brass, for stainless steel coupling add -SS suffix. (e.g. PMIN-40FP-1M-R becomes PMIN-40FP-1M-R-SS)